

KEMPER®

DISTINCTIVE CABINETRY FOR YOUR HOME







Warm woods. Classic details. Modern conveniences. Kemper® helps you create rooms that are as beautiful as they are functional.

Precision engineered and backed by our Limited Lifetime Warranty, Kemper cabinets give you years of performance and pleasure.

02	Kitchen Spaces
28	Other Rooms
42	Finishing Touches
44	Storage Solutions
48	Door Styles
58	Finishes
62	Contemporary Accents
63	Hardware
64	Specialty Glass
66	Construction

Wainscot Panels: Butler Maple Egret
Hutch: Butler Maple Maritime



kempercabinets.com



TARO

LAMINATE : HIGH GLOSS WHITE

TROXEL

TEXTURED LAMINATE : OBSIDIAN



- 1. STAINLESS STEEL TILT-OUT TRAY
- 2. TOEKICK DRAWER WITH PUSH-TO-OPEN GUIDES
- 3. BASE UTENSIL PANTRY PULL-OUT CABINET
- 4. SCOOPED DRAWER ON TWO DRAWER BASE CABINET



RENNIE
CHERRY : BLACK FOREST



- 1. BAROQUE LEG
- 2. FURNITURE VALANCE TOEKICK
- 3. SQUARE MULLION DOOR WITH SEEDED GLASS



BUTLER

MAPLE : EGRET & SEAL

Featuring slab drawer front option.



1. THREE DRAWER BASE CABINET WITH WARMING DRAWER
2. BASE PAPER TOWEL CABINET WITH WASTEBASKET*

* Cabinet design has been enhanced for improved performance. Request additional information from your designer.



AMSTEAD

MAPLE : DOVER



1. DOUBLE OVEN CABINET WITH WARMING DRAWER
2. FURNITURE DRAWERS
3. AUTHENTIC ENDS AND TOP HINGE DOOR CABINET
4. TABLET HOLDER



DARBY

MAPLE : PALOMINO & HEIRLOOM OASIS



- 1. WALL TOP-HINGE CABINET WITH SEEDED GLASS
- 2. UTILITY CABINET
- 3. ART CORBEL
- 4. WOOD TIERED CUTLERY DIVIDER



COTTER

MAPLE : COCONUT



1. LAZY SUSAN PULLOUT CABINET
2. WALL TOP HINGE CABINET
3. WALL PANTRY PULLOUT CABINET
4. UTILITY DROP ZONE CABINET



SHAFER

PURESTYLE™ : ELK

CAPRICE

MAPLE : BLACK



1. WALL PULL DOWN SHELF CABINET
2. BASE POTS AND PAN PULLOUT CABINET



LARSEN

MAPLE : CLOUD



1. WALL MESSAGE CENTER AND BASE MESSAGE CENTER CABINETS
2. PULL DOWN SPICE RACK CABINET
3. GOURMET SUPERCABINET™
4. WINE STORAGE CABINET & WINE GLASS HOLDERS



DEWITT

OAK : SAHARA MAPLE : BLACK



1. TALL PANTRY PULLOUT CABINET
2. COOKING UTENSIL DIVIDER
3. 36" WIDE SUPERCABINET™ V2
4. RECYCLING TRASH BASE CABINET
5. CRAFTSMAN FOOT (HEIRLOOM BLACK FINISH)



KINGSTON

MAPLE : COCONUT WITH GREY STONE GLAZE




1. BASE WASTEBASKET CABINET WITH TOEKICK DRAWER*
2. SUPERCABINET™ V2
3. ISLAND WITH FRENCH COUNTRY LEGS, ACANTHUS MOULDING INSERT, DECORATIVE BASEBOARD MOULDING AND DECORATIVE END PANEL

* Cabinet design has been enhanced for improved performance. Request additional information from your designer.



GALLATIN

RUSTIC ALDER : WHISKEY BLACK



1. STACK MOULDING KIT #7

2. BASE POTS AND PANS PULLOUT CABINET



FAIRBROOK

MAPLE : COCONUT WITH AMARETTO CRÈME

GALLATIN

RUSTIC ALDER : TUNDRA



Designer: Becky Graves
Dealer: Creative Building Center, Chillicothe, OH



1.



2.

1. ENGLISH ISLAND COLUMN
2. FLOATING HEARTH



LYNNVILLE &
NORTHROPE


MAPLE : LAMBSWOOL

GENOVA

TEXTURED LAMINATE : WHARF



1. WALL REFRIGERATOR PULLOUT
2. BASE BIN TRAY PULLOUT



DARBY

MAPLE : WHITE

Featuring slab drawer front option.



1. COSMETIC ORGANIZER
2. VANITY CHROME ROLL-OUT RACK
3. FURNITURE VALANCE TOEKICK
4. INVERTED BASE CABINET



CAPRICE

MAPLE : FOREST FLOOR



1. MEDIUM STRAIGHT ANGLE CROWN MOULDING
2. LED FLEXIBLE STRIP LIGHTING
3. VANITY CABMAT™



ASHRIDGE

MAPLE : CLOUD



1. VANITY HAMPER



COTTER

CHERRY : STORM MAPLE : JUNIPER BERRY



35



1.



2.

1. BASE MESSAGE CENTER CABINET
2. TWO DRAWER BASE CABINET WITH ROLL TRAY



DUTTON
CHERRY : CHOCOLATE



1. VERTICAL-LIFT DOOR CABINET
2. POWER POD
3. TABLET HOLDER
4. TOEKICK DRAWER WITH PUSH-TO-OPEN GUIDES



HERRINGTON

MAPLE : DOVER WITH GREY STONE CHERRY : HENNA



1.



2.




3.

- 1. LIGHT RAIL MOULDING
- 2. WINE STORAGE CABINET
- 3. ROLL TRAYS WITH CD & DVD INSERT KITS





BAXTER

MAPLE : THATCH



1. CHROME SPICE RACK
2. THREE DRAWER CORNER CABINET



FINISHING TOUCHES



1. LARGE SHAKER CORBEL

2. COSMO LEG

3. BIJOU INSERT & SPLIT TURNING

4. MISSION TILE

5. SQUARE FOOT

6. ROMAN WEAVE LEG

7. BAROQUE INSERT

8. WEAVE CORBEL

9. BIJOU FOOT

10. 6" SQUARE ISLAND LEG

11. 3" SQUARE BAR LEG

12. WEAVE FOOT



STORAGE SOLUTIONS



9.



10.




11.



12.



13.



14.

1. THREE DRAWER CORNER CABINET
2. SCOOPED DRAWER ON TWO DRAWER BASE CABINET
3. CUTLERY TRAY & BREAD DRAWER
4. UTILITY ORGANIZER CABINET
5. BASE CORNER CABINET WITH CURVED PULLOUT

6. WALL TWO DRAWER WITH TIERED INSERT
7. BASE CORNER CABINET WITH PULLOUT
8. TOEKICK DRAWER WITH PUSH-TO-OPEN GUIDES
9. 36" WIDE SUPERCABINET™
10. GOURMET SUPERCABINET™

11. BASE UTENSIL PANTRY PULLOUT CABINET
12. WALL LAZY SUSAN CABINET
13. COOKBOOK RECIPE ORGANIZER CABINET WITH COOKBOOK RACK
14. WALL PANTRY PULLOUT CABINET



STORAGE SOLUTIONS



9.



12.



13.



10.



14.



11.



15.

1. STAINLESS STEEL TILT-OUT TRAY
2. BASE CABINET WITH TRAY DIVIDER
3. DEEP BIN LAZY SUSAN CABINET
4. SCOOPED DRAWER
5. WALL EASY ACCESS CABINET
6. POWER POD

7. FULL HEIGHT WASTEBASKET CABINET WITH LID*
8. SINK BASE WITH CLEANING CADDY
9. BATTERY STRIP LIGHT MODIFICATION
10. BASE ROLL TRAY DIVIDER CABINET
11. ROLL TRAY & PEGGED DISH ORGANIZER

12. WALL TRAY DIVIDER CABINET
13. 120V POWER SOURCE IN DRAWER
14. FILE DRAWER
15. SINK BASE CABMAT™

* Cabinet design has been enhanced for improved performance. Request additional information from your designer.

DOOR STYLES

MAPLE



Amstead

full overlay



Amstead

full overlay
slab drawer front option



Ashridge

full overlay



Baxter

full overlay



Bellmont

full overlay



Butler

full overlay



Butler

full overlay
slab drawer front option



Caprice

full overlay



Cotter

full overlay



Cotter

full overlay
slab drawer front option



Darby

full overlay



Darby

full overlay
slab drawer front option



Dewitt

partial overlay



Dewitt Arch

partial overlay



Dutton

full overlay

MAPLE



Fairbrook
partial overlay



Fairbrook Arch
partial overlay



Hardin
full overlay



Hardin
full overlay
slab drawer front option



Herrington
full overlay



Herrington
full overlay
5-piece drawer front option



Herrington
full overlay
profiled slab drawer front option



Herrington Arch
full overlay



Justin
full overlay



Justin
full overlay
profiled slab drawer front option



Kingston
full overlay



Kingston
full overlay
5-piece drawer front option



Larsen
full overlay



Larsen
full overlay
5-piece drawer front option



Lawton
full overlay

DOOR STYLES

* Optional Solid Reverse Raised Center Panel Available

MAPLE



Lawton

full overlay
5-piece drawer front option



Lynnville

full overlay



Lynnville

full overlay
5-piece drawer front option



Manchester

partial overlay



Northrope

full overlay



Northrope

full overlay
5-piece drawer front option



Rennie

full overlay




Rennie

full overlay
5-piece drawer front option



Rennie Arch

full overlay



Warwick

full overlay



Whitman *

full overlay



Whitman *

full overlay
slab drawer front option

OAK



Danbury
partial overlay



Danbury Cathedral
partial overlay



Dewitt
partial overlay




Dewitt Arch
partial overlay



Larsen
full overlay



Larsen
full overlay
5-piece drawer front option



Northrope
full overlay



Northrope
full overlay
5-piece drawer front option



Wakefield
partial overlay



Wakefield Cathedral
partial overlay

DOOR STYLES

* Optional Solid Reverse Raised Center Panel Available

ALDER



Gallatin

full overlay



Gallatin

full overlay
5-piece drawer front option



Henshaw

partial overlay



Kingston

full overlay



Kingston

full overlay
5-piece drawer front option



Larsen

full overlay



Larsen

full overlay
5-piece drawer front option



Lawton

full overlay



Lawton

full overlay
5-piece drawer front option



Northrope

full overlay



Northrope

full overlay
5-piece drawer front option



Whitman *

full overlay



Whitman *

full overlay
slab drawer front option

RUSTIC ALDER



Gallatin
full overlay



Gallatin
full overlay
5-piece drawer front option



Henshaw
partial overlay



Larsen
full overlay



Larsen
full overlay
5-piece drawer front option




Lawton
full overlay



Lawton
full overlay
5-piece drawer front option



Northrope
full overlay



Northrope
full overlay
5-piece drawer front option



Whitman *
full overlay



Whitman *
full overlay
slab drawer front option

DOOR STYLES

CHERRY



Amstead
full overlay



Amstead
full overlay
slab drawer front option



Ashridge
full overlay



Baxter
full overlay




Bellmont
full overlay



Butler
full overlay



Butler
full overlay
slab drawer front option



Caprice
full overlay



Cotter
full overlay



Cotter
full overlay
slab drawer front option



Dewitt
partial overlay



Dewitt Arch
partial overlay



Dutton
full overlay



Fairbrook
partial overlay




Fairbrook Arch
partial overlay

CHERRY



Hardin
full overlay



Hardin
full overlay
slab drawer front option



Herrington
full overlay



Herrington
full overlay
5-piece drawer front option



Herrington
full overlay
profiled slab drawer front option



Herrington Arch
full overlay



Justin
full overlay



Justin
full overlay
profiled slab drawer front option



Kingston
full overlay



Kingston
full overlay
5-piece drawer front option



Larsen
full overlay



Larsen
full overlay
5-piece drawer front option



Lawton
full overlay



Lawton
full overlay
5-piece drawer front option



Lynnville
full overlay

DOOR STYLES

* Optional Solid Reverse Raised Center Panel Available

CHERRY



Lynnville
full overlay
5-piece drawer front option



Northrope
full overlay



Northrope
full overlay
5-piece drawer front option




Rennie
full overlay



Rennie
full overlay
5-piece drawer front option



Rennie Arch
full overlay



Warwick
full overlay



Whitman *
full overlay



Whitman *
full overlay
slab drawer front option

56

HICKORY



Whitman *
full overlay



Whitman *
full overlay
slab drawer front option

SPECIALTY LAMINATE



Genova+

full overlay



Troxel+

full overlay

*Available with choice of cabinet box wood type and finish color.
Request details from your designer.




Taro

full overlay

TARO EDGE BANDING OPTIONS:



White




White with Metallic

ALUMINUM FRAME DOORS




Aluminum Finish
with Aluminum Panel



Aluminum Finish
with Frost Glass




Brushed Stainless Finish
with Matching Panel



Brushed Stainless Finish
with Frost Glass



Oil Rubbed Bronze Finish
with Frost Glass



White Powder Coat Finish
with Frost Glass

Limited size availability. See your designer for details.

PURESTYLE™



Shafer+

full overlay



Vaille

full overlay

FINISHES

- Not available on Caprice

* The door and/or drawer front center panel may be constructed of Medium Density Fiberboard (MDF), except when Warwick and Lynnville door styles, or when Distressing or Heirlooming are specified.

MAPLE


OPAQUES *



Black



Cloud



Coconut



Dover



Egret



Forest Floor



Juniper Berry




Lambswool



Maritime




Moonstone



Pearl



Seaside



White

OPAQUE GLAZES ••



Cloud with
Amaretto Crème




Cloud with
Grey Stone



Cloud with
Tosted Almond



Coconut with
Amaretto Crème



Coconut with
Grey Stone



Coconut with
Tosted Almond



Dover with
Amaretto Crème



Dover with
Grey Stone



Dover with
Tosted Almond



Egret with
Amaretto Crème



Egret with
Grey Stone



Egret with
Tosted Almond




Lambswool with
Amaretto Crème



Lambswool with
Grey Stone



Lambswool with
Tosted Almond



Maritime with
Amaretto Crème



Maritime with
Grey Stone



Maritime with
Tosted Almond



Moonstone with
Amaretto Crème



Moonstone with
Tosted Almond



Pearl with
Amaretto Crème



Pearl with
Grey Stone



Pearl with
Tosted Almond



Oasis




Tidal Mist

58

SPECIALTY LAMINATE

STANDARD FINISHES



Arctic ■



Elk+ ■



High Gloss White ▲



Obsidian ■



Wharf+ ■

- Not available on Caprice
- + Available on Genova
- ◇ Available on Shafer
- ▲ Available on Taro
- Available on Troxel

MAPLE

WOOD TONE STAINS



Brierwood



Buckskin



Cattail



Chocolate




Cider



Cranberry



Havana



Henna



Morel



Natural



Sahara



Seal



Storm




Thatch



Tundra

WOOD TONE GLAZES •



Black Forest



Coffee



Palomino



Whiskey Black

HICKORY

WOOD TONE STAINS



Brierwood



Buckskin



Cattail



Havana



Light



Morel



Natural



Sahara



Seal



Thatch



Tundra

WOOD TONE GLAZES



Coffee

PURESTYLE™

STANDARD FINISH



Elk ◇

THERMOFOIL

STANDARD FINISH



White

FINISHES

- Not available on Caprice

CHERRY

WOOD TONE STAINS



Brierwood



Buckskin



Cattail



Chocolate



Cider



Cranberry



Havana



Henna



Light



Morel



Natural



Sahara



Seal



Storm



Thatch



Tundra

WOOD TONE GLAZES •



Black Forest



Coffee



Palomino



Whiskey Black

OAK

WOOD TONE STAINS



Brierwood



Buckskin



Cattail



Chocolate



Havana



Light



Morel



Natural



Sahara



Seal



Thatch



Tundra

WOOD TONE GLAZES



Black Forest




Palomino



Whiskey Black

OPAQUES



Black

ALDER / RUSTIC ALDER

WOOD TONE STAINS



Brierwood



Buckskin



Cattail



Chocolate



Cider



Cranberry



Havana



Morel



Natural



Sahara



Seal



Thatch



Tundra

WOOD TONE STAINS



Black Forest



Coffee



Palomino




Whiskey Black

SPECIALTY TECHNIQUES



HEIRLOOMING

Add character and depth to select finishes with over-sanding on edges and profiles for a naturally worn-to-the-wood appearance that says old world charm. Available in the following finishes: Black, Forest Floor, Juniper Berry, Maritime, Moonstone, Oasis, Seaside, Storm and Tidal Mist. Not available on Caprice, Fairbrook, Rennie and Wakefield. See your designer for availability on trim pieces.



DISTRESSING

Our distressing technique creates a finish with unique and appealing imperfections, such as dents, wormholes, chisel marks and other natural wear signs. Available on solid raised panel doors: Belmont, Darby, Dewitt, Gallatin, Hardin, Henshaw, Herrington and Kingston. Not available on Coconut, Dover, Pearl or White.

CONTEMPORARY ACCENTS

LIGHTING SOLUTIONS



LED Puck Lighting and Quattro Zoned Lighting Controller*



LED Flexible Strip



LED Rigid Strip



Battery Powered Drawer Strip

62

EMBELLISHMENTS



A. Crescent Corbel, B. Square Foot, C. Tee Foot, D. Round Foot, E. Caster, F. Angled Foot



Shelf Support Bracket

*Create and control up to four separate lighting zones in Your space with Quattro Zoned Lighting.

HARDWARE

TRADITIONAL




TRANSITIONAL




63

CONTEMPORARY



GLASS


ART GLASS



Anson




Avondale



Cambridge



Chalet



Charlotte




Edgemont



Ellington




Lonsdale



Lanai



Lyndhurst




Maison



Manor



Meriden



Pavillion



Plantation



Portico




Quincy




Usonian



Villa



Waterbury




Wescott




Wickford


TEXTURED GLASS




Antique




Bevel




Bronze Fabric




Centurian




Chocolate Rice Paper




Cross Reeded




Frost




Hammered



Morisco




Rain




Reeded




Rice Paper



Seeded



Silhouette



Strelli

Clear glass also available.


MULLION DOORS



Mullion Shaker



Mullion Traditional Square*



Mullion Prairie

Note: Door frame may reduce amount of glass shown.

** Also available in Arch and Cathedral*

HISTORY MADE MODERN ENGINEERING



STRENGTH: UNMATCHED WITH OUR LOAD-BEARING BACK

- HEFTY $\frac{3}{8}$ " THICK LOAD-BEARING PANEL EXTENDS THE ENTIRE WIDTH AND HEIGHT OF THE WALL CABINET
- PROVIDES UNWAVERING STRUCTURAL SUPPORT FOR THE LIFE OF THE WALL CABINET
- NO CENTER DIVIDER OBSTRUCTING ACCESS TO ITEMS IN CABINETS UP TO 36" WIDE




STANDARD CONSTRUCTION




$\frac{1}{2}$ " THICK SIDES, TOP & BOTTOM

- Substantial thickness for strong, consistent durability.



$\frac{1}{2}$ " THICK I-BEAM BRACES

- Front-to-back lineal braces integrate sides, back and face frame for construction, shipping and installation stability.



DOVETAIL DRAWER WITH ALL-WOOD SIDES & FULL EXTENSION GUIDES

- Furniture quality joinery for lasting performance.
- Includes protective clear-coat for easy wiping and cleaning.
- Undermount guides allow drawer to extend completely.



$\frac{3}{4}$ " THICK ADJUSTABLE SHELVING

- Thickness enhances interior cabinet stability and support of large loads.
- Secured with clips at ends and back for extra support.

PLYWOOD UPGRADE OPTIONS

Kemper® construction materials start with high-quality furniture board, a choice material commonly used throughout the industry, as standard. However, when plywood is desired, Kemper offers various options that meet your budget and project requirements.

**All plywood components meet ANSI/HPVA HP-1 standards, and may contain MDF or particleboard.*



PLYWOOD* ENDS

- Finished veneer for visible ends



ALL PLYWOOD*

- A mark of quality craftsmanship



NATURAL FINISHED VENEER INTERIOR

- A standard feature on All Plywood* Construction cabinets



PERFORMANCE: QUIET WITH OUR SMART STOP™ CLOSING MECHANISMS



SMART STOP IHC GUIDES FOR DRAWERS

- Undermount, full-extension



SMART STOP IHC GUIDES FOR PULLOUTS



SMART STOP IHC HINGES FOR DOORS

- Premium integrated hinges with adjustability



SMART STOP IHC FOR ROLL TRAYS

- Smooth closing action standard on roll trays



BEAUTY: TOUGH WITH OUR 12-STEP PROCESS



With hundreds of stains, glazes and finishing techniques – such as heirlooming and distressing – our cabinets are beautiful to look at, but durable and easy to clean, too.



FUNCTION: DURABLE WITH CHOICE COMPONENTS



Kemper uses only the finest materials for our organization accessories so your room functions for a lifetime.



FourEver™
QUALITY ASSURANCE

BEAUTY, FUNCTION, STRENGTH, PERFORMANCE. NOW AND FOUREVER™

These are the 4 pillars underlying our guiding philosophy.
They are why Kemper is a name trusted by professionals and embraced by homeowners.
A brand respected for staying a step ahead of emerging trends while knowing exactly where your needs lie today.

This is what makes FourEver Quality Assurance from Kemper unique in the industry.
It's a promise we've been keeping right from the start:
To deliver Beauty, Function, Strength and Performance with every order, every install, and every follow-up.



Kitchen Cabinet Manufacturers Association
Environmental Stewardship Program
All Products Impact the Environment
For ESP Program Criteria, Visit kcma.org

Since 1926 Kemper Cabinets has earned its reputation as one of America's top cabinet makers. From the design of the doors and drawer fronts to the choice of materials, finishes, hardware, and storage solutions, Kemper delivers just-what-you-wanted results that are built to last.



Kitchen Cabinet Manufacturers Association
Environmental Stewardship Program
All Products Impact the Environment
For ESP Program Criteria, Visit kcma.org

kempercabinets.com

Kemper is a certified brand in the Kitchen Cabinet Manufacturers Association (KCMA) Environmental Stewardship Program. The program recognizes companies that demonstrate an ongoing commitment to environmental practices and sustainability.

Styles, product availability and construction may vary slightly from those shown in this catalog due to material availability and/or design evolution. Specifications are subject to change without notice. For more details check with your designer.

Product photography and illustrations have been reproduced as accurately as printing technologies permit. To ensure highest satisfaction, we strongly recommend you view an actual sample for best color, wood grain and finish representation.

Front Cover Image:
GENOVA Textured Laminate Wharf
Shown with Lambswool Cabinet Box
LYNNVILLE & NORTHROPE Maple Lambswool

Supersedes all prior versions.
©2017, 1120749940
Printed in USA 2017-06/CNV/15M